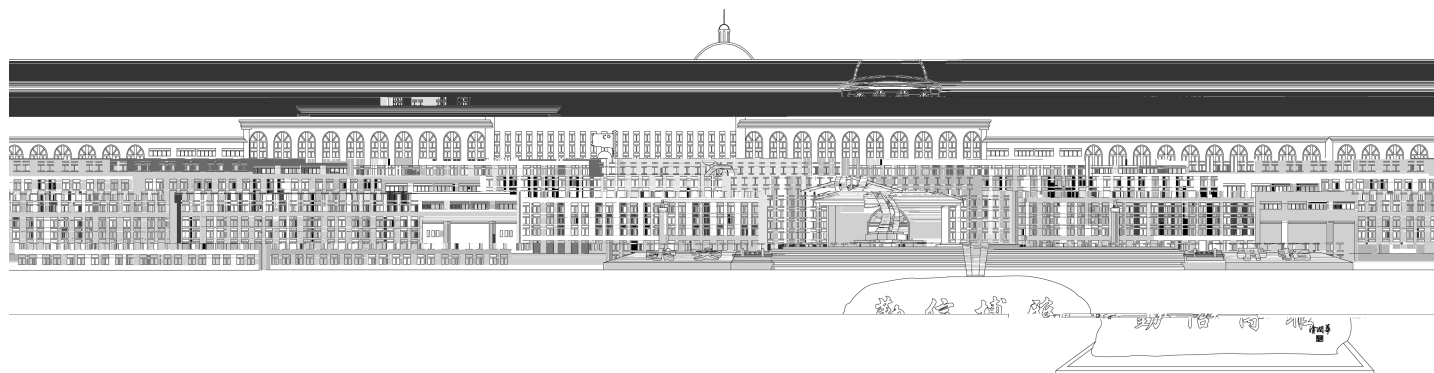




江西服装学院  
JIANGXI INSTITUTE OF FASHION TECHNOLOGY

学 年

# 本科教学质量报告





一、

(一)

( ) 专业

(三)

( )

、 与

(一)

1.

2.

3.

( )

(三)

( )

( )

1.

2.

3.

三、 与

(一) 专业

1. 业 , 专业

2. 专业 , 专业

( )

1. , 专

2. , 专

(三)

1. ,

2. ,

( )

1. . . . .

- ( ) 业
- 1. 与 , 业
- 2. 与 , 业

、专业

- (一) 与
- 1. ,
- 2. ,

( ) 专业

(三)

( ) 专

( ) 专业

、

(一)

( )

(三)

( )

七、

(一)

( ) 业

(三)

( ) 业

( ) 业

( ) 业

、

(一) “三 — ”

( ) “ — ”

、

(一) —

1.

2.

( ) —

1.

2.

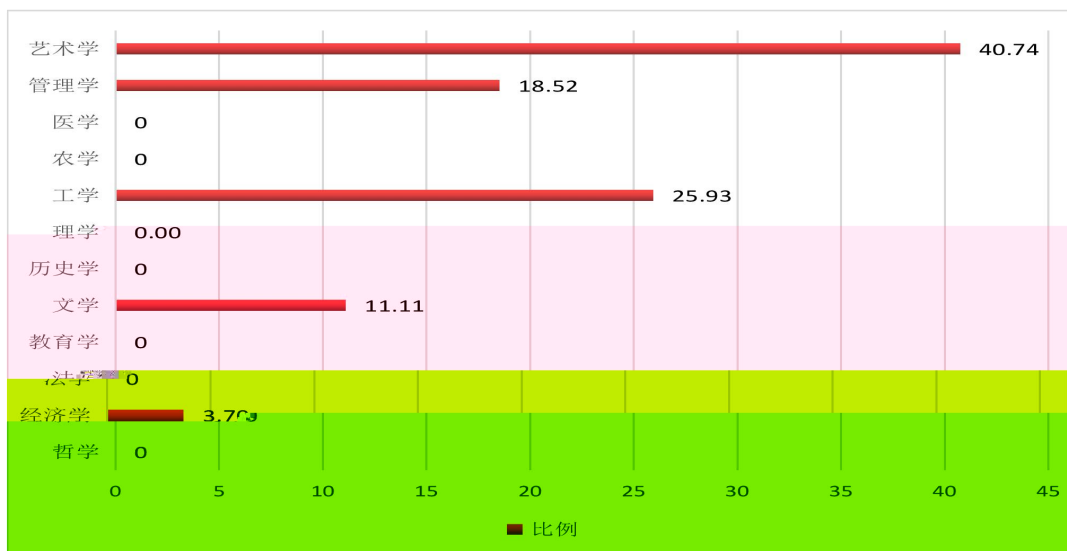


( ) 专业

5

27

11 40.74% 7 25.93%  
 5 18.52% 3 11.11% 1 3.70%  
 1 1



1 %

1

		1	020401 2012
		2	050262 2021
		3	050303 2011
		4	050306T 2019
		5	080902 2013
		6	080905 2018

		7	080910T	2019
		8	080917T	2021
		9	081601	2012
		10	081602	2011
		11	081604T	2016
		12	120202	2011
		13	120204	2017
		14	120205	2017
		15	120601	2018
		16	120801	2014
		17	130301	2011
		18	130305	2013
		19	130307	2016
		20	130309	2016
		21	130310	2014
		22	130401	2013
		23	130502	2011
		24	130503	2011
		25	130504	2011
		26	130505	2011
		27	130508	2012

(三)

15759

12139

3920

77.03%

( )

2022

5471

5001

4391

91.41%

87.80%

29

3387

、 与  
(一)

"

"

821

204

2

2

	821	204	923.0	17.07
	757	188	851.0	17.20

3

3

			%		%
		821	/	204	/
		70	8.53	7	3.43
		70	8.53	7	3.43
		194	23.63	39	19.12
		182	22.17	33	16.18
		238	28.99	41	20.10
		227	27.65	20	9.80
		155	18.88	4	1.96
		155	18.88	1	0.49
		164	19.98	113	55.39
		66	8.04	9	4.41
		630	76.74	60	29.41
		86	10.48	69	33.82
		39	4.75	66	32.35
	35	434	52.86	66	32.35
	36-45	232	28.26	88	43.14
	46-55	111	13.52	31	15.20
	56	44	5.36	19	9.31

1.

70 8.53%

194 23.63%

32.16%

238

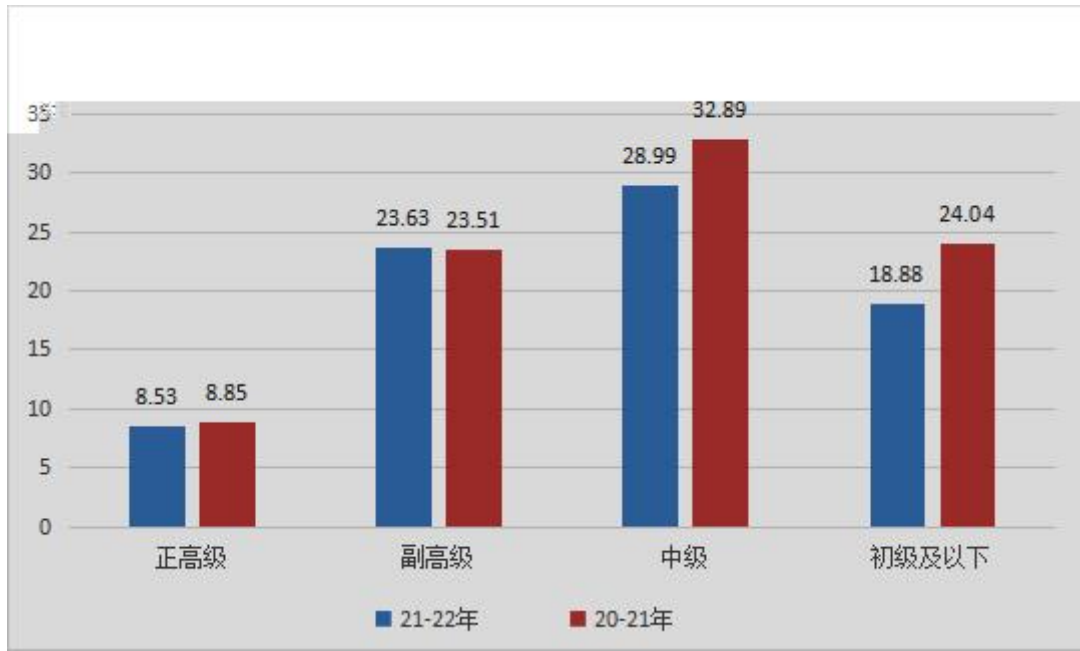
28.99%

155

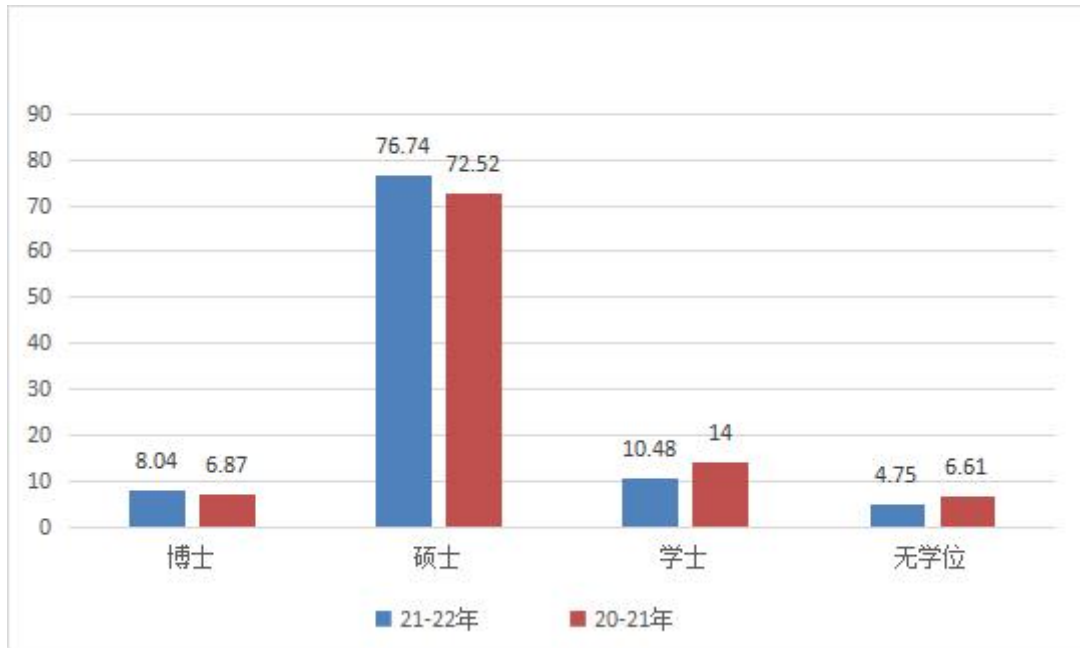
18.88%

2

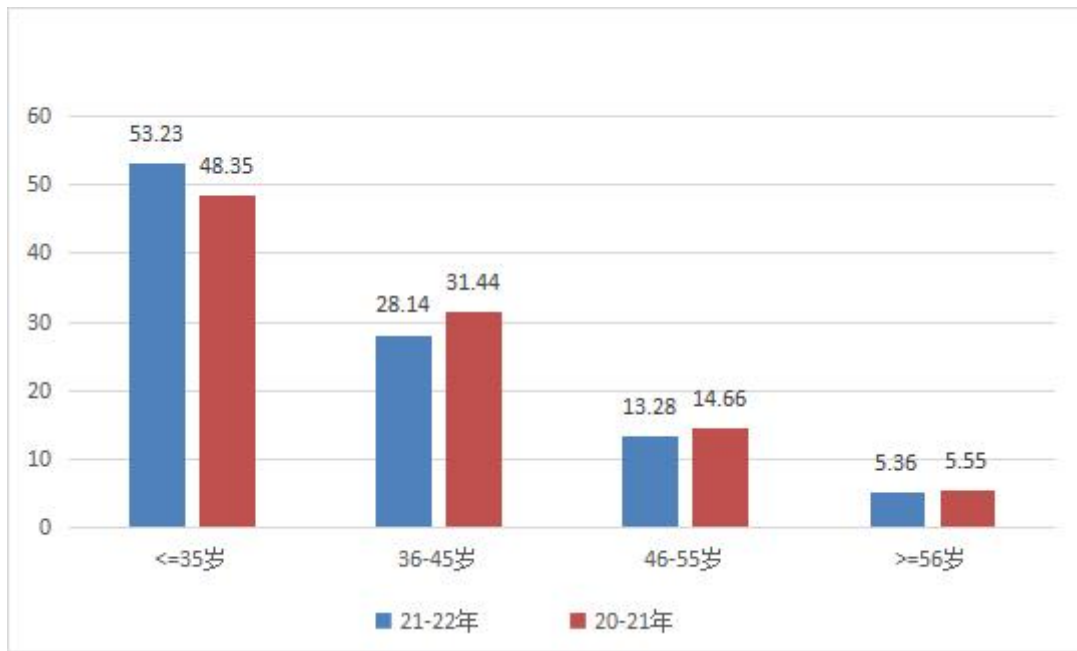




2. 3 %  
 66 8.04% 630 76.74% 84.77%  
 4



3. 4 %  
 35 434 52.86% 36 45 232 28.26% 46  
 155 18.88% 5



5 %

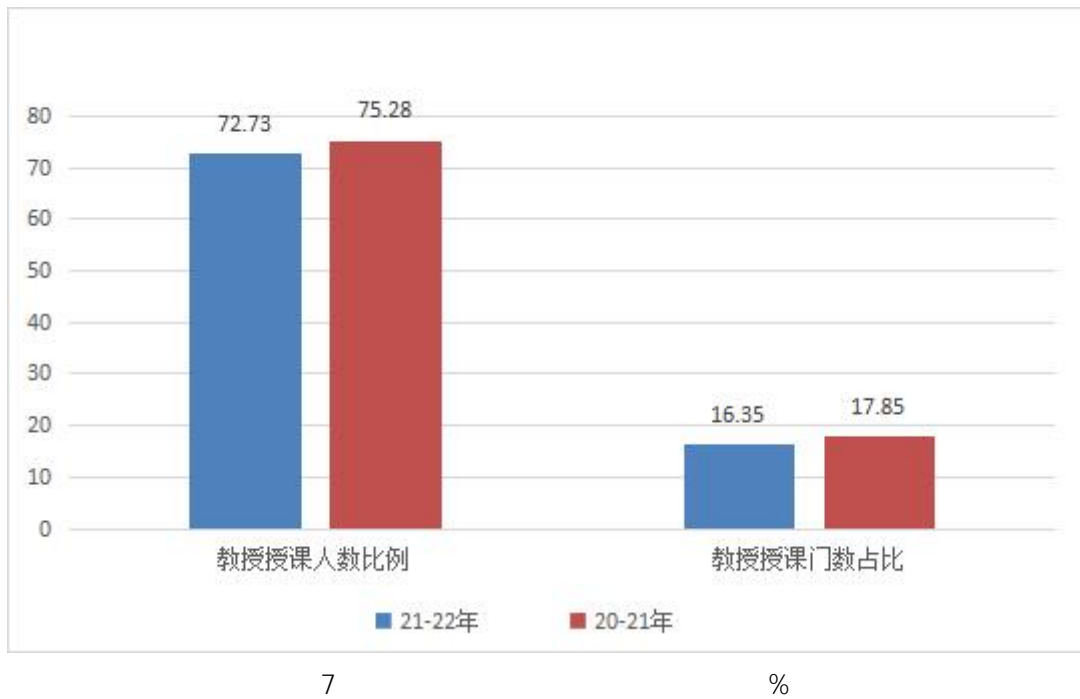
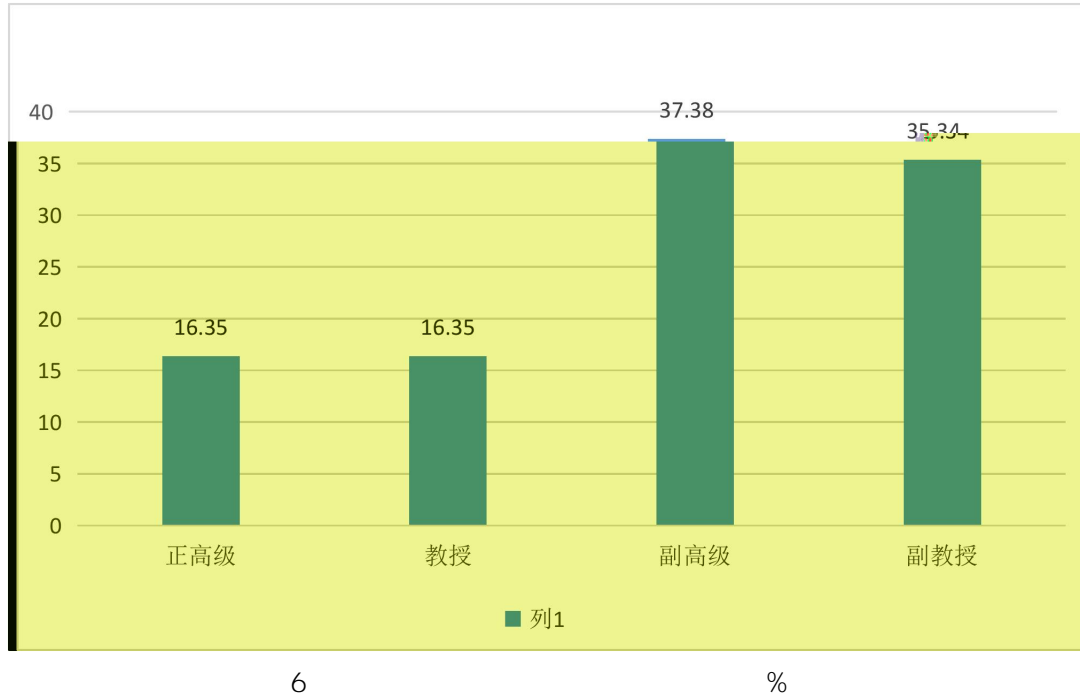
( )

15759      821      204      923      0.25 : 1  
 "      "      389      47.38%

(三)

48.20%      1300      33.85%      401  
 342      8.91%      136      16.35%  
 16.35%      342      8.91%      136  
 966      25.16%      311      37.38%  
 35.34%      923      24.04%      294  
    64      88  
    72.73%  
 4  
 4      100.00%  
    31      44.29%

54.01%



( )

	2021	3504.48
256.55	331.01	
2223.80	211.38	272.73





2. 专业 , 专业

2019 18

" "

" " 2022 4

2

"

"

"

"

4

( )

1. , 专

<

>

"

"

2021

160

2. , 专

"

"

,

2

21

16

1

4

"

"

7

2

"

+"

55

52

129

(三)

1. ,

100%

2. ,

"

"

25

8

( )

1. ,

"

+ + " " " " "

2

1

" "

2. ,

2022 6

" " 10

1 2 16

( )

2021-2022

832

3840

( )

" "

" " " "

47

60.24%  
6

6

		%	%	%
30		5.90	37.50	24.61
		3.77	27.78	22.49
31-60		54.34	62.50	74.50
		62.90	72.22	77.00
61-90		24.35	0.00	0.54
		16.72	0.00	0.29
90		15.41	0.00	0.35
		16.61	0.00	0.22

(七)

1.

,

" " " "

"

" — — "

/

/

2021-2022

61 212

2.

,

1

238

196



43 21

286 21

6588

3.

,

, î " "

, " 8 "

2020-2021

124

313

( ) 业 ( )

1.

,

È UI #kî î D% AÑ

2022

î

7-ä Òêèò @ñ Qf,f"NO ,

È ,

Ä

ºQ

À

IA

acq K 1 ©x A3


À

(( ))

J

\*003

8



E U



" + + + "

( ) 专业

" " " + "

37.44

11.07

26.48

2627.56

1663.11 964.44

(三)

" "

" "

" "

9



9

( ) 专

22.31

12.92

23.87

4.92

7

8

7

050306T		22	0	2	20	0	21	1
080902		21	1	7	11	0	19	2
080905		9	2	0	7	1	7	1
080910T		14	0	2	11	0	13	1
081601		12	1	2	9	1	11	0
081602		53	5	21	27	9	30	14
081604T		24	3	5	14	3	17	4
120202		9	0	2	6	0	9	0
120204		44	5	4	34	4	37	3
120205		8	1	0	7	1	7	0
120601		16	1	1	13	0	15	1
120801		15	1	1	12	0	11	4
130301		12	0	5	7	0	9	3
130305		26	4	4	18	6	16	4
130307		13	1	0	12	0	11	2
130309		14	1	0	13	2	11	1
130310		46	5	6	35	1	41	4
130401		11	0	1	10	0	11	0
130502		30	4	11	14	0	26	4
130503		50	7	17	26	6	38	6
130504		20	1	7	12	0	16	4
130505		111	13	32	66	8	82	21
130508		54	2	8	44	2	48	4

( ) 专业

7

238

T

"

"

196

164.00

58.98

35.96%

66.25

50.5

2015-2022

"

"

"

"

"

"

"

"

\

(一)

2021-2022

22

( )

"

"

(一)

"

"

W

"

"

"

2 6038

89.03%

( )

业

2022

2967

2939

99.06%

99.90%

(三)

2022

46

"

40

( ) 业

"

"

"

"

"

"

"

"

"

!)

■

W

U

(一) “三 一 ”

“ ” “ ” “ ” “ ” “ ” “ ” “ ”

“ ” “ ” “ ” “ ” “ ” “ ”

“ ” “ ”

“ ”

“ ”

2021-2022

“ ”

228

232

“

“ ” 9

9

1	27	1
2	2022	1
3	“ ”	1 1 1
4	31	1
5	“ ”	1
6	2021“ ”	1 1
7	9	1 1
8	10 “ ”	1 1 1
9	2021 30 “ ”	1 2
10	2021 “ ”	1
11	· 14	1
12	2021“ ”	1 1
13	6	1
14	2021 “ 100’	1



( ) “ — ”

“ ”

2022 93  
20 59 38  
15  
23

\  
(—) —  
1.

2.  
1

“ ”

2

( )

1.

2.

1

2

" "

" "



